

The BMW 7 Series



[www.bmw.co.uk](http://www.bmw.co.uk)  
[www.bmw.ie](http://www.bmw.ie)

The Ultimate  
Driving Machine



## HIGHLIGHTS OF THE BMW 7 SERIES.

### 30 CARBON CORE.

Intelligent hybrid construction increases rigidity, improves driving dynamics and ensures greater efficiency.

### 32 BMW eDRIVE.

The innovative plug-in hybrid has outstanding fuel consumption and emissions figures, giving 134mpg (2.1l/100km) and just 49g/km of CO<sub>2</sub>.

### 38 BMW GESTURE CONTROL AND BMW TOUCH COMMAND.

BMW drivers and passenger benefit from intuitive and innovative operating concepts for controlling comfort, entertainment and navigation features.

### 40 BMW LASERLIGHTS.

When using high-beam, laser technology enhances light intensity and increases the illumination range.

### 42 SKY LOUNGE PANORAMIC GLASS SUNROOF & EXECUTIVE LOUNGE.

The rear of the BMW 7 Series long-wheelbase model offers the highest travel comfort and a stylish ambience.

# THE BMW 7 SERIES. DRIVING LUXURY.





In 2016 the BMW brand will be celebrating its 100th anniversary. Find out more at [www.next100.bmw](http://www.next100.bmw)



## GET MORE FROM YOUR BROCHURE.



Experience the highlights of the innovative BMW 7 Series via the BMW Augmented app, available from the App Store.



When you see this symbol, start the app then hold your smartphone so you can see the brochure image on its display and the BMW Augmented app will take you on a virtual journey around the BMW 7 Series.



Personalise and buy your perfect BMW online. Find out more at [www.bmwretailonline.co.uk](http://www.bmwretailonline.co.uk)



A digital version of this brochure is also available. Simply download the brochure app for your device and select the desired model.

Internet use, depending on your mobile contract, may incur costs.



## THE BMW 7 SERIES. DRIVING LUXURY.

### THE MODELS SHOWN.

- 06 BMW 740Li:**  
BMW TwinPower Turbo six-cylinder in-line petrol engine, 326hp (240kW), 20" light alloy V-spoke style 628 wheels (Bicolour), Sophisto Grey Xirallic metallic paint, Pure Excellence Interior Design package with seats in Ivory White Exclusive Nappa leather, Dark Grey Poplar wood interior trim.
- BMW 730d:**  
BMW TwinPower Turbo six-cylinder in-line diesel engine, 265hp (195kW), BMW Individual 20" light alloy V-spoke style 649 I wheels (Bicolour), Arctic Grey Xirallic paint, Pure Excellence Interior Design package with seats in Ivory White Exclusive Nappa leather, Light American Oak wood with metal inlay interior trim.
- BMW M760Li xDrive V12:**  
BMW TwinPower Turbo twelve-cylinder petrol engine, 610hp (448kW), 20" light alloy M Double-spoke style 760 wheels, BMW Individual Frozen Dark Brown metallic paint, seats in Cashmere Beige BMW Individual full Merino leather, Fineline Black wood, High-gloss with Metal effect interior trim.

### INNOVATION AND TECHNOLOGY.

- 30 BMW EFFICIENT DYNAMICS:**  
Making light work of lower fuel consumption.
- 32 THE BMW 7 SERIES WITH eDRIVE:**  
The most dynamic way to drive a hybrid.
- 34 SUSPENSION:**  
Innovative systems for more driving pleasure.
- 36 BMW CONNECTED DRIVE:**  
In touch with your world.
- 40 LIGHTING TECHNOLOGY AND SAFETY:**  
Optimal protection from the latest BMW innovations.
- 42 COMFORT AND AMBIENCE:**  
Relaxation at the highest level.

### INDIVIDUALITY AND CHOICE.

- 46 EQUIPMENT:** The BMW 7 Series, Exclusive, M Sport, BMW M760Li xDrive V12, BMW Individual, Equipment Highlights, Wheels and Tyres and Genuine BMW Accessories.
- 66 COLOURS:** Exterior and interior colours.
- 70 BMW SERVICE:** BMW Service, BMW Financial Services and BMW Experience.

# THE LUXURY OF DRIVING PROGRESS.

Discover progress that asks the questions of tomorrow and provides the most innovative answers today. Experience luxury that balances captivating presence with the utmost discretion. And enjoy the satisfaction of expectations not just being met, but comfortably exceeded. The BMW 7 Series – Driving Luxury.



EXPERIENCE THE  
BMW 7 SERIES IN  
THIS SHORT FILM.



AESTHETICS.  
PERFECTED.

---



EXPERIENCE THE  
BMW 7 SERIES FROM ALL ANGLES  
AND IN DIFFERENT COLOURS.

The BMW 7 Series is perfection through and through – and in its most contemporary form. The impressive front with its broad, upright kidney grille radiates dynamism and presence. Flowing contours convey a timeless elegance. And the rear profile expresses self-assured athleticism. This is luxury in motion – this is the BMW 7 Series.

INNOVATIVE  
IN EVERY FIBRE.



EXPERIENCE THE CARBON  
CORE LIGHTWEIGHT  
CONSTRUCTION CONCEPT IN 3D.



For the first time, the BMW lightweight construction concept Carbon Core has been applied to the BMW 7 Series. As part of an intelligent hybrid design, this milestone in automotive engineering makes strategic use of carbon fibre in the model's body. This reduces weight and fuel consumption while, at the same time, increasing agility and driving pleasure. The overall result is an entirely new and effortlessly rewarding experience.



## A CLASS OF ITS OWN.

---

Lean back and relax: as a passenger in the Executive Lounge, you enjoy an altogether different class of travel. The seat behind the front passenger has several adjustment options and features an extendible footrest, so it's left to you to decide on the most comfortable position. This, along with an enormous amount of legroom and unique all-round visibility, promises an exceptionally agreeable travel experience – time and time again.

## PROGRESS IS THE BEST WAY FORWARD.

---

The powertrain technologies in the BMW 7 Series are at the forefront of modern mobility. As you can see with the BMW 7 Series with BMW eDrive – a remarkably efficient and dynamic interplay of petrol engine and electric motor. With this, you consume 134 miles per gallon (2.1 litres) of fuel, with CO<sub>2</sub> emissions of just 49g/km.





DISCOVER THE  
INTERIOR HIGHLIGHTS  
IN INTERACTIVE 3D.

## WHERE MOTION IS EMOTION.

Relaxation is your constant companion in the BMW 7 Series. At ease in the Executive Lounge, you can sink into the high quality Nappa leather seats and stretch out your legs, or work in the exclusive atmosphere. There's also BMW Touch Command, which gives you control of a host of comfort functions and settings from the rear. And if you want to enjoy a particularly tranquil ride, the Sky Lounge panoramic glass sunroof ensures the perfect mood: more than 15,000 light sources create an extraordinary, five-star-plus ambience.



LET YOUR HANDS  
DO THE TALKING.



Progress is motion – as demonstrated by BMW Gesture Control, which recognises pre-defined movements of your hand. Adjusting volume, for instance, simply involves a small rotation of your index finger. There is also the touch function of the BMW Control Display as well as a new-generation voice control system. All of this combines as a holistic operating concept that maximises convenience and safety. Similar benefits are offered by the BMW Laserlight including BMW Selective Beam, the dazzle-free High-beam Assistant from BMW. Precise and intelligent with a range of up to 600 metres, which is twice that of conventional LED headlights. The BMW 7 Series – innovation at its most incisive.



EXPERIENCE THE INNOVATIVE  
BMW LASERLIGHT IN THIS  
INTERACTIVE 3D SPECIAL.



SIMPLY POINT  
AND PARK.

---



If you wish, the BMW 7 Series can do the parking for you: courtesy of the Remote Control Parking function. Simply centre the vehicle ahead of a space, step out and use the BMW Display Key to manoeuvre the BMW into a tight parking space – without being inside the vehicle. The Welcome Light Carpet is another high point: when entering or exiting the car, the areas next to the doors are illuminated with an elegant carpet of light, creating a truly unique appearance.



**THE DETAILS  
MAKE ALL THE DIFFERENCE.**

---

The BMW 7 Series sets new standards. A self-confident character that unites competence and consistency. It's pioneering technology, which supports you in every situation, with unsurpassed driving and travel experience, gives new definition to dynamism and comfort.



## DESIGN LANGUAGE WITH A SPECIAL ACCENT.

---

The BMW 7 Series is a picture of perfection. At the front, the wide kidney grille frame and the cleverly coordinated contours of the headlights accentuate the broad stance. The side profile also captivates with its striking details. A gently sloping roofline and precise double swage lines visually stretch the vehicle and bestow a unique elegance. At the rear, classic BMW lights, with L-shaped bars now integrated into the glass geometry for the first time, further underscore the powerful character. The overall result: an even more compelling appearance.

LEAVES NOTHING  
TO BE DESIRED.

---



The interior of the BMW 7 Series offers timeless luxury of the highest order. In the rear, you will experience an unprecedented ambience, innovative equipment and the most finely crafted materials. Precisely formed, flawlessly aligned surfaces and custom chrome detailing in the cockpit significantly enhance the quality impression. And even the controls of the BMW iDrive systems are framed and visually refined by elegant and exclusive finishes. The BMW 7 Series – inspired by perfection.



## PERFORMANCE ELEGANTLY INTERPRETED.

---

Timeless elegance – the new BMW 7 Series M760Li xDrive V12 equipped with the optional V12 Excellence package trades in the dynamic appearance of the M Aerodynamic package to emphasise the comfort-related attributes and innovative luxury. From exclusive decorative and design elements in Chrome to unique grid geometry in the air intakes to discreet 'V12' designation in Chrome on the C-pillars and at the rear, everything clearly illustrates how an understatement can be a statement in itself. This sophisticated harmony is reflected by the composed power and purpose to be found under the bonnet.

## DYNAMICS AT AN ALL-TIME HIGH.

---

Emphatically sporty – the new BMW M760Li xDrive V12. This striking impression is largely down to a remarkably athletic design: the standard M Aerodynamics package and exterior trim in Cerium Grey give the proportions and precise lines an even more powerful look. The M Performance TwinPower Turbo V12 petrol engine develops peak output of 610hp (448kW) and takes the M760Li xDrive V12 from 0-62mph in just 3.7 seconds. Twelve-cylinders, maximum torque of 800Nm, never-ending dynamics – the new BMW M760Li xDrive V12.



EXPERIENCE THE NEW BMW 7 SERIES  
WITH THE V12 ENGINE  
ON FILM.



# INNOVATION AND TECHNOLOGY.

**BMW EFFICIENT DYNAMICS:** Making light work of lower fuel consumption.

**THE BMW 7 SERIES WITH eDRIVE:** The most dynamic way to drive a hybrid.

**SUSPENSION:** Innovative systems for more driving pleasure.

**BMW CONNECTED DRIVE:** In touch with your world.


**LIGHTING TECHNOLOGY AND SAFETY:** Optimal protection from the latest BMW innovations.

**COMFORT AND AMBIENCE:** Relaxation at the highest level.

## BMW EfficientDynamics

Making light work of lower fuel consumption.

Whether the goal is maximum performance or minimum fuel consumption – for BMW, the focus is always on delivering quintessential driving pleasure. BMW EfficientDynamics is the strategy developed to minimise fuel consumption and CO<sub>2</sub> emissions while simultaneously increasing dynamics and driving pleasure. It is a comprehensive technology package that encompasses the engine, energy management and the vehicle concept – and is standard in every BMW.



### CARBON CORE.

The BMW EfficientLightweight concept means that the models in the BMW 7 Series line-up are up to 130kg lighter than their predecessors, despite boasting a significantly greater number of comfort and safety features. The key element here is the special body structure known as the Carbon Core. Thanks to its composite construction featuring CFRP (carbon-fibre reinforced plastic), ultra-high-tensile steels and aluminium, the intelligent body design succeeds in increasing the strength and rigidity of the passenger cell while also bringing about a substantial reduction in vehicle weight. By using a hybrid construction of CFRP with ultra-high-tensile steels for structural elements, such as those in the vicinity of the B-pillars, the design of the sheet-metal components can be adapted to save weight.

### ACTIVE AIR STREAM KIDNEY GRILLE.

The Active air stream kidney grille with active air flap control represents the cutting edge of aerodynamic performance. Air flaps open and close according to the environment to allow in more or less air depending on the engine's requirements. This optimises both aerodynamics and fuel consumption.



### BMW TWINPOWER TURBO SIX-CYLINDER IN-LINE PETROL ENGINE 740Li

Commanding acceleration – all any BMW driver could wish for. Thanks to its exceptional responsiveness and high power reserves, the BMW TwinPower Turbo six-cylinder in-line petrol engine from the EfficientDynamics range impresses in every situation. It combines a single turbocharger with Valvetronic including Double-VANOS and High-precision direct injection. Between 1,380 and 6,500rpm, torque of up to 450Nm is readily available. And with maximum output of 326hp (240kW), the engine propels the vehicle from 0 to 62mph in just 5.6 seconds. High-precision direct injection ensures exceptionally efficient use of fuel, while Auto Start-Stop leads to additional reductions by switching off the engine when the vehicle comes to a standstill. Thanks to these innovative technologies, the engine gets by from a combined 41.5mpg. The CO<sub>2</sub> emissions, meanwhile, are just 159–164g/km<sup>1</sup> which are impressive values given the superb performance. And it all once again proves the legendary expertise of BMW when it comes to engines.



# The BMW 7 Series with eDrive.

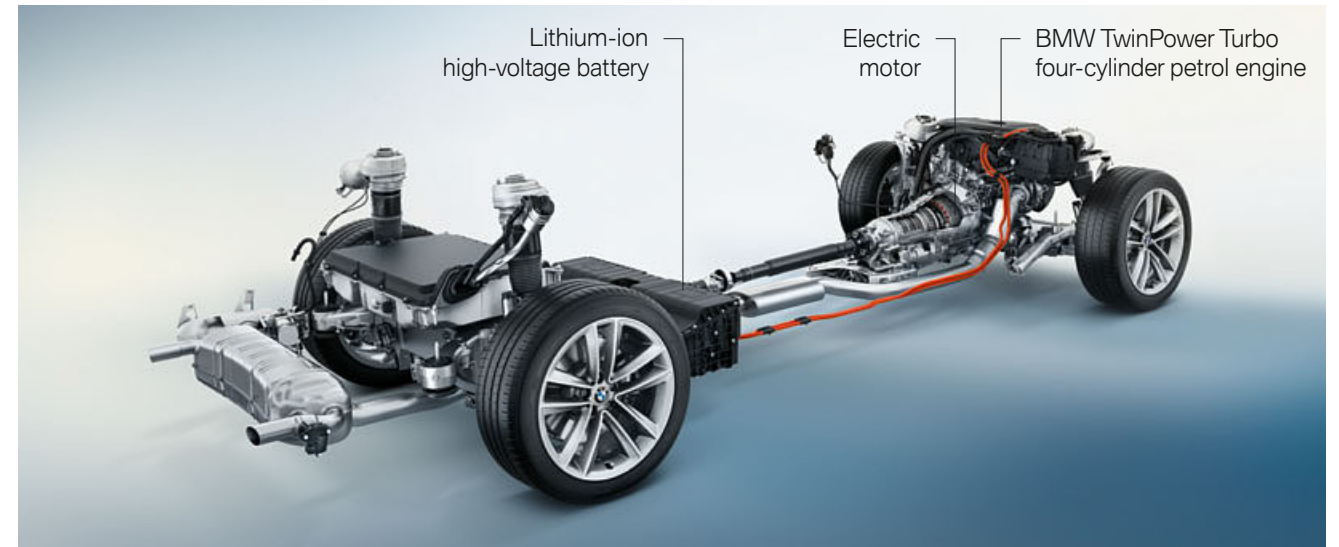


BMW eDrive technology combines the best of both worlds in a plug-in hybrid. On the one hand, it offers locally emissions free driving (in urban areas, for example) and excellent range. On the other, it delivers dynamic driving performance. Intelligent energy management controls the interaction between the electric motor and the engine, deploying both with impressive efficiency.



## The BMW 7 Series with eDrive.

The BMW 740e is equipped with the BMW eDrive system, an intelligent drivetrain concept that unites a high-voltage lithium-ion battery, a petrol engine and an electric motor. For sure-footed traction, optimised stability and increased agility in all weathers and road conditions, the BMW 740Le combines highly efficient eDrive plug-in hybrid technology with intelligent and variable xDrive, the BMW all-wheel-drive system. This configuration, with its system output of 326hp (240kW), features a 258hp (190kW) four-cylinder petrol engine with BMW TwinPower Turbo technology, a 112hp (83kW) electric motor and a high-voltage lithium-ion battery with a capacity of 9.2kWh. Intelligent energy management ensures the efficient control of all interaction between the electric motor and the engine. The electric motor can power the vehicle independently or support the engine, depending on the required power output and current battery level. During braking, the motor even transforms kinetic energy into electric energy, which is stored in the high-voltage battery for use by the electric drive system. When running on electricity alone, the vehicle has a range of around 24 miles (40km) and an electric top speed of 75mph. Combined fuel consumption is 134mpg (2.1l/100km) while CO<sub>2</sub> emissions are 49g/km.



□ BMW 360° Electric. The BMW i Wallboxes offer safe and convenient charging. Both are optimised to make charging your BMW 7 Series eDrive straightforward. Charging can take place in your parking place at home, public charging points or via any household electrical socket.

■ The vehicle can be charged from household power sockets with the charging cable supplied or on the go at public charging stations with a cable available from BMW Accessories. The navigation system and the BMW ConnectedDrive app inform the driver of the location and availability of stations where charging can take place, for example, with the ChargeNow card.

## Suspension.


### Innovative systems for more driving pleasure.

A wide range of innovative technology in the BMW 7 Series ensures that you thoroughly enjoy every journey. Many features are also intelligently networked, allowing you to experience maximum driving pleasure in the utmost safety.



#### EXECUTIVE DRIVE PRO.

Executive Drive Pro enables soft damper settings while enhancing stabilisation. Combines comfortable suspension alignment with dynamic driving characteristics. Includes road preview via stereo camera integrated into the windscreen. This camera detects uneven road surfaces, e.g. speed bumps in the road, and preconditions the suspension accordingly. With the included function of Dynamic Drive (active roll stabilisation), the vehicle's roll when cornering is reduced. The system is based on active anti-roll bars at the front and rear axles and it is in constant operation when the vehicle is in motion.



The intelligent **BMW xDrive** all-wheel drive system adapts to even the most challenging road surface conditions, always offering outstanding traction. xDrive and Dynamic Stability Control (DSC) ensure that the BMW remains perfectly stable. Controlled via the DSC sensor system, xDrive flexibly and quickly distributes drive power between the axles to prevent oversteer or understeer, thereby ensuring excellent directional stability. Also, less intervention is needed from DSC in critical road conditions. BMW xDrive combines all the advantages of all-wheel drive – traction, directional stability and driving safety – with classic BMW agility for even more driving pleasure.

The standard **two-axle air suspension** guarantees extremely smooth and comfortable driving, while also ensuring great driving dynamics. Unlike steel suspension, air suspension consists of air-filled rubber pads. The air pressure in the pads is adjusted to maintain a consistent level, whatever the load conditions. The vehicle is lowered by 10mm in SPORT mode and, at higher speeds, by the same amount in COMFORT mode. Additionally, the vehicle can be raised by 20mm using a separate level-adjustment button. Regardless of the Drive Performance Control mode, the vehicle can be raised at speeds of up to around 25mph. Above this speed, the vehicle is automatically lowered from its elevated level.


The standard **Variable Damper Control** makes it possible to adjust the damper characteristics to suit any given driving situation, improving comfort and dynamics. In addition to the standard COMFORT mode for increased driving comfort, SPORT can also be selected for its athletic damper settings.

**Adaptive Mode** is an intelligent and interactive function of standard Drive Performance Control. In addition to Adaptive Mode, the driver can also select the ECO PRO, COMFORT or SPORT modes. Adaptive Mode influences the Variable Damper Control suspension control system, the steering and the Steptronic transmission and continually adapts the settings to suit the current situation and in accordance with the selected driving mode (COMFORT/SPORT). When in Adaptive Mode, the system takes account of factors including kickdown, steering wheel movement, cruise control and individual driving style. The system also interacts with real-time navigation to adjust the suspension in preparation for bends, intersections and different road conditions.

**Integral Active Steering**, available optionally for vehicles with rear-wheel drive combines steering rear wheels with variable steering angles for the front wheels. At speeds of up to 35mph, the rear wheels turn in the opposite direction from the front wheels. This has the effect of creating a seemingly shorter wheelbase, thus reducing the turning circle and improving manoeuvrability. From 35mph, the rear wheels turn in parallel to the front wheels, which makes the wheelbase seem longer. The outcome here is improved stability and comfort – especially when changing lanes quickly or abruptly.

## BMW ConnectedDrive In touch with your world.

Our world is becoming more connected every day with instant access to information at anytime and anyplace. With your BMW being an integral part of your lifestyle we believe it's important that you can keep up to date from the behind the wheel. BMW ConnectedDrive delivers intelligent solutions that allow you to remain connected whilst on the move. With **BMW ConnectedDrive Driver Assistance** drivers can sit back, relax and enjoy the highest standards of safety and comfort. Whether it's driving, parking or a matter of visibility: intelligent innovations in the BMW 7 Series provide reliable support at all times, making each and every drive a pleasant experience in every way.



### DRIVING ASSISTANT AND DRIVING ASSISTANT PLUS.

The versatile support systems offered by Driving Assistant (standard with 740d/Ld xDrive and 750i models) and Driving Assistant Plus (optional) use sensors intelligently integrated into the vehicle to make travel in the BMW 7 Series as comfortable as possible. For example, the optional Steering and Lane control assistant provided by Driving Assistant Plus can be activated to support the driver in monotonous traffic and heavy congestion. Up to 130mph, the system provides automatic steering and always keeps the vehicle in the middle of the lane. Other systems included in Driving Assistant Plus also offer noticeably safer driving, including Crossing-traffic Warning to alert the driver of potential collisions and Lane Keeping Assistant with active side collision protection offering a unique driving feel and a welcome sense of security. Enjoy technology at its most progressive – in your BMW 7 Series.

**BMW ConnectedDrive Driver Assistance systems** seamlessly integrate the driver into their immediate environment. Headlights, sensors, cameras and radars can combine to ensure the driver is fully informed about what is happening around them, delivering superior comfort and convenience as well as enhanced safety for both passengers and other road users. You will experience just how innovative and easy driver assistance in your BMW 7 Series can be.



The optional **Remote Control Parking<sup>1</sup>** is for use in parking spaces where the vehicle is difficult for the driver and occupants to access such as a garage or a tight space. The driver activates the remote-controlled parking function from outside the vehicle via the BMW Display Key.



The optional full-colour **Head-up Display** projects important driving information directly into the driver's field of vision. The information displayed can be customised in the vehicle settings and includes the current speed of travel, navigation instructions or telephone and music listings. This convenient display ensures that your eyes are always on the road ahead for a safer driving experience.



EXPERIENCE THE FASCINATION  
OF BMW CONNECTED DRIVE IN  
THIS SHORT FILM.

<sup>1</sup> Available with Advanced Parking package.

# BMW ConnectedDrive

## In touch with your world.

Wherever your journey may lead, you can stay in touch with **BMW ConnectedDrive Services & Apps**. The range of innovative functions provide optimum integration between the driver, vehicle and the world outside – anytime, anywhere.



### BMW GESTURE CONTROL.

With optional BMW Gesture Control, selected functions can be operated through defined hand movements such as swiping or pointing. This allows you, for instance, to accept or reject incoming phone calls or adjust volume by simply circling your index finger.



### BMW TOUCH COMMAND.

The optional BMW Touch Command is a tablet with a 7" display integrated into the rear centre armrest. Networked with the vehicle's systems, it offers extensive settings and control options. It allows you, for example, to adjust the rear seats and front passenger seat, the air conditioning, ventilation and rear seat heating while also providing control of the Ambient lighting, the blinds for the glass sunroof and the roller sunblinds.

**ConnectedDrive Services** provides the foundation for intelligent BMW ConnectedDrive services, which offer the driver a wealth of information, entertainment and practical services on the move. These include news, online searches and office functions.



With the **BMW ConnectedDrive Store**, services and apps can be selected according to your exact personal needs at any time and from any place. Services and apps can also be booked after the vehicle purchase. Additionally, the duration of specific services can be extended as required.



**Concierge Service:** At the push of a button local information is available wherever you may be. The standard service connects you to a BMW operator who will be able to quickly access the information you need. So whether you are looking for a nearby hotel, restaurant or simply can't find your way then support is conveniently on hand. Information can be sent directly to your BMW so that addresses can be transferred to your Navigation system. Concierge Service calls are made using the integrated BMW SIM card so there is no need for a mobile phone and you can use the service as much as you like at no additional cost.

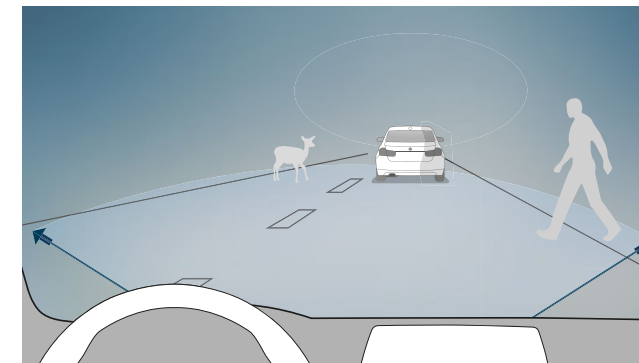
## Lighting technology and safety. Optimal protection from the latest BMW innovations.

The BMW 7 Series Saloon is full of cutting-edge technology that can always be relied on. Superb handling characteristics and innovative equipment come as standard, providing exactly the right support for any situation. It all means that you can feel safe in all road conditions.

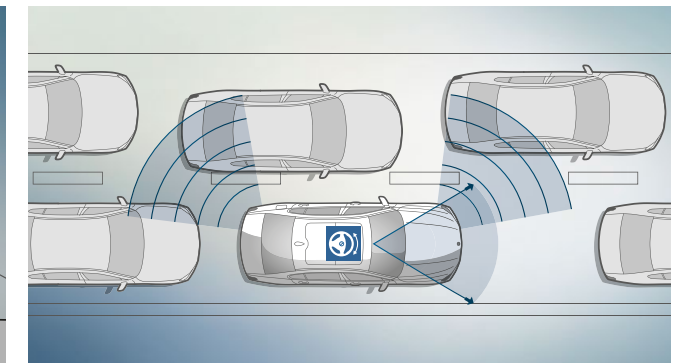


### BMW LASERLIGHTS.

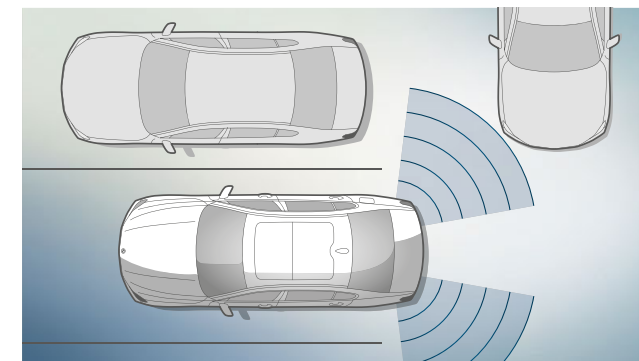
In laser high-beam mode, optional BMW Laserlights illuminate a range of up to 600 metres, nearly twice as far as that of conventional headlights. The extremely bright BMW Laserlight is also considerably more intense than conventional light sources. The result is greatly improved safety thanks to better night-time visibility. The equipment includes LED low-beam headlights and LED high-beams with a laser module. Headlights with BMW Laserlight feature blue design accents, as well as 'BMW Laserlight' lettering, which differentiate them visually. BMW Laserlight technology also includes LED parking lights, LED daytime running lights, LED indicators, LED cornering lights, Adaptive headlights and BMW Selective Beam (dazzle-free High-beam Assistant).



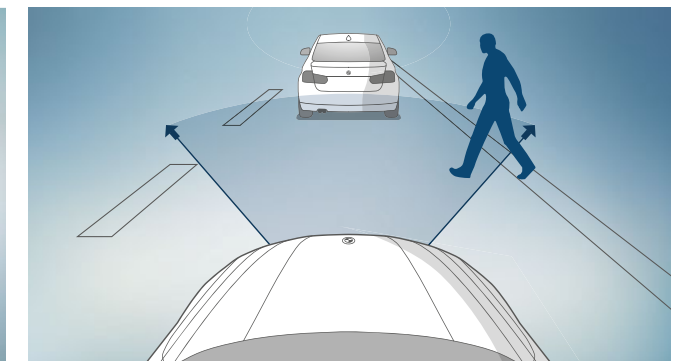
□ **Night Vision with pedestrian recognition** warns when there are people or large animals on the road at night and depicts the area in front of the vehicle as an infrared image on the Control Display.



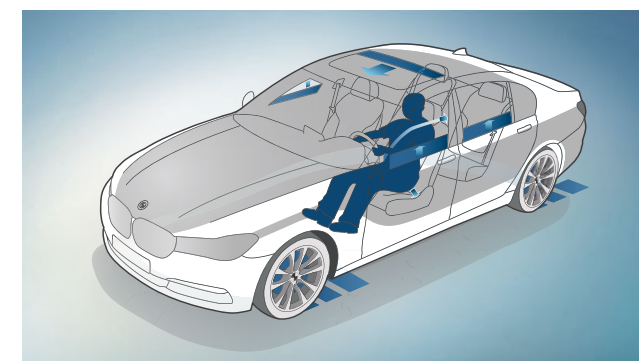
□ **Lane Control Assistant<sup>1</sup>** with active side collision protection. This assists the driver in keeping in lane and actively preventing potential side collisions by means of comfortable corrective steering interventions.



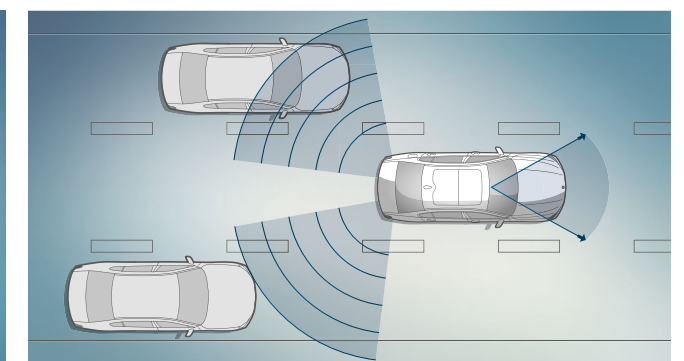
□ **Crossing-traffic Warning<sup>1</sup>** supports the driver when in intersecting traffic and warns of potential collisions in traffic situations where it is difficult for them to see everything around them.



□ **Preventive Pedestrian Protection<sup>2</sup>** proactively engages braking automatically for rapid reaction to potential collisions with humans and cyclists in urban driving situations up to 35mph.



■ **Dynamic Safety** warns the driver if it detects signs of tiredness. It intervenes in critical situations and brakes the car to a standstill after an accident.



□ **Lane Departure Warning<sup>2</sup>** detects lane markings at speeds above approximately 45mph. If the car deviates from the lane of travel without the use of indicators, the steering wheel vibrates as an alert. If the indicators are used to signal, the system recognises this as an intentional lane change and the steering wheel will not vibrate.

## Comfort and ambience. Relaxation at the highest level.

Whoever takes a seat in the BMW 7 Series will be immersed in the utmost comfort. The finest materials and perfect craftsmanship can be seen, and felt, everywhere. There is also innovation that promises absolute enjoyment on every journey and an exclusive atmosphere. Lean back and find out just how relaxing travel can be.



### SKY LOUNGE PANORAMIC GLASS SUNROOF.

The optional Sky Lounge panoramic glass sunroof gives passengers a clear view of the sky day and night, while plenty of light creates a generous, open sense of space. Pleasant shade from direct sunlight is provided for the rear windscreen<sup>1</sup> and rear side windows by optional electric sunblinds, complemented by ambient lighting accents in the rear doors. In darkness, an atmospheric, lounge-like mood is created by a design comprising more than 15,000 light elements in the panoramic glass sunroof. The light can be switched between the six colours of the Ambient interior lighting. The roof also offers a variety of options for ventilation with its slide and lift functions in the front. Additionally, an integrated, automatically extending wind deflector protects passengers from draughts, even when the roof is open.

### EXECUTIVE LOUNGE REAR CONSOLE.

Exclusively available on long-wheelbase BMW 7 Series models and included in the optional Executive lounge package, the Executive Lounge rear console presents a new world of luxury and convenience. Featuring a two seat configuration, a storage compartment under the armrest, two cupholders, and rear high-pile floor mats. Along with the BMW Touch Command integrated into the rear console, the possibilities are there to be enjoyed entirely on your own terms.

<sup>1</sup> The rear windscreen sunblind is standard with the long-wheelbase BMW 7 Series.



# INDIVIDUALITY AND CHOICE.

**EQUIPMENT:** The BMW 7 Series, Exclusive, M Sport, BMW M760Li xDrive V12, BMW Individual, Equipment Highlights, Wheels and Tyres and Genuine BMW Accessories.

**COLOURS:** Exterior and interior colours.

**BMW SERVICE:** BMW Service, BMW Financial Services and BMW Experience.

# THE BMW 7 SERIES.

01



03



02



04



05



06



**[ 01 ]** The BMW 730d shown here with optional BMW Laserlights, optional Arctic Grey Xirallic paint and optional 20" BMW Individual light alloy V-spoke style 649 I wheels, Bicolour.

**[ 02 ]** The instrument panel finished in Nappa leather with contrast stitching and the Sport multi-function leather steering wheel make the cockpit unique.

**[ 03 ]** The BMW 740Li in Jatoba metallic paint with optional 19" light alloy Double-spoke style 630 wheels, front 8.5J x 19 with 245/45 R19, rear 9.5J x 19 with 275/40 R19 run-flat tyres.

**[ 05 ]** The optional 19" light alloy V-spoke style 620 wheels, front 8.5J x 19 with 245/45 R19, rear 9.5J x 19 with 275/40 R19 run-flat tyres.

**[ 04 ]** The standard Comfort seats in Zagora Beige Exclusive Nappa leather with Finition wood, High-gloss interior trim highlight the classically elegant design.

**[ 06 ]** The optional 20" light alloy V-spoke style 628 wheels, Bicolour, front 8.5J x 20 with 245/40 R20, rear 10J x 20 with 275/35 R20 run-flat tyres.



# EXCLUSIVE.

### Interior equipment:

- BMW Gesture Control
- Soft-close Doors

### Exterior equipment:

- 19" light alloy V-spoke style 620 wheels
- Brake callipers, Black, High-gloss
- Front air inlets, with horizontal Chrome clip integrated
- Kidney grille slats in silver with slat face finished in Chrome
- Tailpipe trim with Chrome clip



**[ 01 | 03 ]** The BMW 740Li Exclusive shown here in Magellan Grey metallic paint.

**[ 04 ]** Optional 20" light alloy W-spoke style 646 wheels, polished, with run-flat tyres, front 8.5J x 20 with 245/40 R20 tyres, rear 10J x 20 with 275/35 R20 tyres.

**[ 02 ]** Standard BMW Gesture Control enables specifically defined functions, such as volume control, to be controlled using specific hand gestures.

# M SPORT.

### Interior equipment:

- BMW Gesture Control
- Door sill inlays with illuminated BMW M designation
- Headlining, Anthracite
- Interior trim, Fineline Black wood, High-gloss with metal effect
- M specific key
- Soft-close Doors

### Exterior equipment:

- 19" light alloy Double-spoke style 647 M Bicolour wheels with mixed tyres
- Black anodised brake callipers with BMW designation, front and rear
- Exclusive metallic paint options in Carbon Black or Singapore Grey
- Exterior trim, High-gloss Shadowline
- M aerodynamic bodystyling
- M designation on front side panels, left and right
- Sport automatic transmission



**[ 01 | 03 ]** The BMW 740Li M Sport in Mineral White metallic paint, exterior trim in High-gloss Shadowline and 20" M Double-spoke style 648 M wheels, Bicolour.

**[ 04 ]** 19" light alloy Double-spoke style 647 M wheels, Bicolour, front 8.5J x 19 with 245/45 R19, rear 9.5J x 19 with 275/40 R19 run-flat tyres.

**[ 02 ]** The standard eight-speed Sport automatic transmission combined with the Sport leather steering wheel with gearshift paddles delivers the highest gear-changing comfort and a perceptible dynamism.



# M GENES INCLUDED.

## BMW M760Li xDrive V12.

The new BMW M760Li xDrive V12 marks the debut of a very special V12 engine to provide stunning performance with exemplary refinement. As the flagship model in the BMW 7 Series Saloon line-up, the BMW M760Li xDrive impresses with a host of high-quality design elements, including twin tailpipes, "V12" designation on the C-pillars, wing mirror caps in Cerium Grey and the optional M rear spoiler in the body colour. The interior offers an athletic reception thanks to illuminated door sill finishers in aluminium and featuring "V12" lettering. As for touches of luxury, these include the Finesse Black wood, High-gloss with Metal effect interior trim, Comfort seats in Nappa leather and "V12" lettering on the centre console and the Touch Command.



### Interior equipment:

- Advanced Parking package
- Ambient Air package
- Apple CarPlay preparation
- Bowers & Wilkins surround sound system
- Door sill finishers, front and rear with illuminated V12 designation
- Driving Assistant Plus
- Executive Drive Pro
- Headlining, Anthracite Alcantara
- Head-up Display
- Massage function, rear
- M leather steering wheel
- Sky lounge panoramic glass sunroof

### Exterior equipment:

- 20" light alloy M Double-spoke style 760 M wheels
- BMW Icon Adaptive LED Headlights
- Brake callipers, Blue, with M logo
- Exhaust tailpipes, single lozenge shaped, left and right
- Exterior trim, Cerium Grey
- M Aerodynamic package



# M GENES INCLUDED.

## BMW M760Li xDrive V12.

The BMW M760Li xDrive V12 with optional V12 Excellence package offers a uniquely stylish combination of high-quality interior and exterior details combined with the powerful V12 engine from the M Performance TwinPower Turbo family. Inside, extended fine-wood features, high-pile floor mats and Anthracite Alcantara headlining underscore the exclusive ambience. The 'M760Li' designation in Cerium Grey meanwhile, is a subtle reminder of the dynamic power available. As for the exterior, the classically dynamic contours of the BMW 7 Series Saloon are accentuated by specific design elements in Chrome on the front and rear bumpers and exclusive tailgate trim.



### The optional V12 Excellence package features further design features for the interior:

- Automatic transmission
- Leather steering wheel with wood inlay
- Interior trim, Finition wood, High-gloss<sup>1</sup>
- 'V12' designation within instrument cluster

### The optional V12 Excellence package features further design features for the exterior:


- 20" light alloy W-spoke style 646, High-gloss polished wheels<sup>2</sup>
- LED fog lights
- 'V12' designation on rear tailgate



# BMW INDIVIDUAL. THE EXPRESSION OF PERSONALITY.

---

It's only luxury when you say so. The BMW Individual Collection offers a seemingly limitless repertoire of possibilities for you to make your vision a reality in the BMW 7 Series. Choose from special paint finishes, hand-crafted leather, interior trims and other equipment details. It's all, of course, of the highest quality and available in a diverse range of colours, allowing you to raise the standards of exclusivity and aesthetics to levels that correspond perfectly with your own personal wishes. The BMW Individual Collection, for many reasons, is undoubtedly impressive. If, however, you are seeking yet greater levels of personalisation and even the most specific, hand-made items, look no further than the BMW Individual Manufaktur. BMW Individual – luxury, as defined by you.



EXPERIENCE BMW INDIVIDUAL INTERACTIVE  
WITH THE BMW INDIVIDUAL APP FOR iOS AND ANDROID.



EXPERIENCE THE EXCLUSIVITY  
OF BMW INDIVIDUAL  
IN THIS SHORT FILM.

The BMW Individual Almandine Brown metallic paint works in perfect harmony with the 20" BMW Individual light alloy V-spoke style 649 I Bicolour wheels.

BMW Individual Full Merino leather and Alcantara headlining in Tartufo along with Piano Black interior trim and BMW Individual cool box, integrated behind the rear centre console.

## THE BMW 7 SERIES. INSPIRED BY BMW INDIVIDUAL.

BMW Individual meets the most exacting standards, while allowing you to create a particularly individual statement. It is distinguished by overall aesthetic harmony and the perfect workmanship of its high quality materials. The BMW Individual Full Merino leather, crafted from pristine hides, is one notable example. Others include the BMW Individual headliner in Alcantara as well as Piano Black interior trim and leather steering wheel with applications in the same striking finish. Thanks to its captivating reflective qualities, the BMW Individual Almandine Brown metallic paint with special pigmentation is equally impressive. This, combined with 20" light alloy bicolour wheels, shows how BMW Individual embodies perfection in every way – inside and out.



## EQUIPMENT HIGHLIGHTS.

■ Standard equipment □ Optional equipment



01 □



03 ■



07 □



10 ■



02 □



04 ■



05 ■



09 ■



11 □



13 □



06 □



12 ■



14 □

**[ 01 ]** The rear massage function enhances passenger well-being through targeted muscle activation and relaxation.

**[ 03 ]** The Comfort seats including massage function for driver and front passenger can be electrically adjusted in a variety of ways and provides perfect relaxation.

**[ 05 ]** The BMW Display Key shows various information about the vehicle's status and allows selected functions to be controlled via an integrated touch-screen.

**[ 07 ]** The full-colour Head-up Display projects all relevant driving information into the driver's line of sight to enhance concentration and focus on the road ahead.<sup>1</sup>

**[ 10 ]** The ConnectedDrive Services comprises the BMW Apps interface, BMW Online Services, Real Time Traffic Information, Concierge Service, Remote Services and BMW TeleServices.

**[ 13 ]** The removable BMW Individual cool box is integrated into the rear seat backrest and has a capacity approximately of 15 litres.<sup>3</sup>

**[ 02 ]** The Ambient Air package comprises an air ionisation and scent package to provide a pleasant fragrance and improved air purification for the interior. There are eight fragrances to choose from, each specially composed for the vehicle.

**[ 04 ]** Automatic air conditioning with four-zone control allows individual climate comfort for front and rear seat passengers. Extended rear air conditioning, optionally available on long wheelbase models, has two additional nozzles and control unit in the headliner above the outer rear seats. Please note that luggage compartment space is reduced with this option.

**[ 06 ]** Preparation for Apple CarPlay<sup>®</sup> supports the convenient and secure wireless use of an iPhone<sup>®</sup> via the vehicle's user interface.

**[ 08 ]** BMW Gesture Control recognises up to six pre-defined hand movements that can control certain functions on the control display.

**[ 11 ]** Bowers & Wilkins Diamond surround sound system is a mesmerising listening experience throughout the vehicle with 16 strategically positioned loudspeakers and 1400W output.

**[ 14 ]** The Heat Comfort package warms the seats and steering wheel rim to a pleasant temperature for increased comfort, particularly on cold days.

**[ 09 ]** Enhanced Bluetooth with wireless charging provides an improved hands-free capability by provision of a second microphone, USB and NFC interfaces and Wi-Fi audio streaming.<sup>2</sup>

**[ 12 ]** The iDrive Touch Controller with a touch sensitive pad allows written character entry including telephone numbers and address information.

<sup>1</sup> Image also shows Speed-limit information, which is available with Driving Assistant and Driving Assistant Plus.

<sup>2</sup> For information on the Bluetooth compatibility of smartphones and other mobile devices please visit [www.bmw.co.uk/bluetooth](http://www.bmw.co.uk/bluetooth)

<sup>3</sup> When integrated into the luggage compartment the volume is reduced by approximately 50 litres.

## EQUIPMENT HIGHLIGHTS.

■ Standard equipment □ Optional equipment



01 □



03 ■



02 □



04 □



06 □



05 ■



07 ■



08 □



09 ■



11 ■



10 □



12 ■



13 ■

**[ 01 ]** BMW Touch Command is a tablet that is integrated into the rear centre armrest. It offers comprehensive operation and settings options.

**[ 02 ]** Rear-seat entertainment Experience with BMW Touch Command, 2 tiltable 10" screens, a Blu-ray player and a HDMI connection for all-round enjoyment.

**[ 03 ]** Ambient lighting creates a relaxing and intimate interior atmosphere. There are six ambient lighting colours to choose from.

**[ 04 ]** The Sky Lounge panoramic glass sunroof ensures a generously roomy feel during the day. In the dark hours, integrated graphics composed of 15,000 light elements, matching the chosen ambient lighting colour, establish a remarkable effect.

**[ 05 ]** Comfort seats, rear are electrically adjustable in several ways and offer optimum all-round support, which is particularly welcome on long journeys.

**[ 06 ]** The electric glass sunroof, with wind deflector, sun protection and sliding function allow the passengers to regulate air flow according to preference, while ensuring draught-free ventilation and low wind noise.

**[ 07 ]** The Welcome Light Carpet function illuminates the area in front of the car doors in white, creating an elegantly hospitable impression.

**[ 08 ]** BMW Icon Adaptive LED headlights provide significantly better illumination and visibility than conventional systems in every driving situation. Also includes BMW Selective Beam functionality.

**[ 09 ]** The Air Breather channels air to the front wheels, which reduces air resistance and thereby fuel consumption and CO<sub>2</sub> emissions.

**[ 10 ]** In high-beam mode, BMW Laserlights provide almost twice the illumination range of conventional headlights at speeds above 45mph, increasing safety through improved visibility.

**[ 11 ]** The Active Air Flaps incorporated within the kidney grille open and close according to the environment to allow in more or less air depending on the engine's requirements.

**[ 12 ]** Exterior mirrors with automatic anti-dazzle function fold in at the touch of a button when parking or manoeuvring.

**[ 13 ]** The rear lights with LED technology provide significantly better illumination and visibility.

## EQUIPMENT HIGHLIGHTS.

■ Standard equipment □ Optional equipment



01 □



04 □



02 □



05 □



03 □



06 □



07 □



09 □



08 ■



10 ■



12 ■



11 ■



13 ■

**[ 01 ]** Loudspeaker system – harman/kardon featuring 600W digital amplifier, 16 loudspeakers with Chrome detailing and individually adjustable equalising impresses with sublime sound.

**[ 02 ]** Surround-view is a visual parking aid using camera-based functions including Top-view, Side-view with images shown in the Control Display.

**[ 03 ]** Park Assist makes parallel parking easier. The steering operation, braking and acceleration is controlled completely by the vehicle.

**[ 04 ]** Remote Control Parking can do the parking for you. Using the BMW Display Key you can manoeuvre into a tight parking space without being inside the vehicle.

**[ 05 ]** Steering and Lane Control Assistant including Traffic Jam Assistant supports the driver in keeping to the middle of the lane by means of comfortable corrective steering interventions in the speed range of up to 130mph and also in monotonous situations.<sup>1</sup>

**[ 06 ]** Lane Keeping Assistant with active side collision protection assists the driver in keeping in lane and actively preventing potential side collisions in the speed range of 45mph to 130mph.<sup>1</sup>

**[ 07 ]** The leather steering wheel with wood inlay features a partial wooden inlay and an impact absorber finished in Nappa leather with contrast stitching.

**[ 08 ]** With its thinner rim and contoured thumbrests, the three spoke multi-function Sport leather steering wheel is perfectly shaped for the driver.

**[ 09 ]** The BMW Individual leather steering wheel with fine-wood and the BMW Individual emblem is an impressive centrepiece that integrates perfectly with each respective BMW Individual interior trim.

**[ 10 ]** Drive Performance Control lets the driver choose between ECO PRO, COMFORT, SPORT and Adaptive modes.

**[ 11 ]** Adaptive Mode is an intelligent function of Drive Performance Control. It adapts numerous settings to suit the situation and the driving style.

**[ 12 ] [ 13 ]** The multi-functional instrument panel with a high-resolution 12.3" display using Black panel technology offers an impressive presentation of the gauges and other instruments.



EXPERIENCE THE  
BMW DISPLAY KEY FUNCTIONS  
IN THIS SHORT FILM.

<sup>1</sup> Included with Driving Assistant Plus.



## WHEELS AND TYRES.

■ Standard equipment □ Optional equipment



**[ 01 ]** 19" light alloy V-spoke style 620 wheels with run-flat tyres, front 8.5J x 19 with 245/45 R19 tyres, rear 9.5J x 19 with 275/40 R19 tyres.

**[ 02 ]** 18" light alloy Multi-spoke style 619 wheels with run-flat tyres, 8J x 18 with 245/50 R18 tyres. (Standard with 730d/Ld, 730d xDrive, 740d/Ld xDrive, 740Li and 750i).

**[ 03 ]** 18" light alloy V-spoke style 642 wheels, 8J x 18 with 245/50 R18 tyres.

**[ 04 ]** 19" light alloy Double-spoke style 647 M wheels, Bicolour, with run-flat tyres, front 8.5J x 19 with 245/45 R19 tyres, rear 9.5J x 19 with 275/40 R19 tyres. (Standard with M Sport models).

**[ 05 ]** 18" light alloy W-spoke style 643 wheels with run-flat tyres, 8J x 18 with 245/50 R18 tyres.

**[ 06 ]** 19" light alloy Double-spoke style 630 wheels, front 8.5J x 19 with 245/45 R19 tyres, rear 9.5J x 19 with 275/40 R19 tyres.

**[ 07 ]** 20" BMW Individual light alloy V-spoke style 649 I wheels, Bicolour, with run-flat tyres, front 8.5J x 20 with 245/40 R20 tyres, rear 10J x 20 with 275/35 R20 tyres.

**[ 08 ]** 20" light alloy W-spoke style 646 wheels, polished, with run-flat tyres, front 8.5J x 20 with 245/40 R20 tyres, rear 10J x 20 with 275/35 R20 tyres.

**[ 09 ]** 20" light alloy Double-spoke style 648 M wheels, Bicolour, with run-flat tyres, front 8.5J x 20 with 245/40 R20 tyres, rear 10J x 20 with 275/35 R20 tyres.

## GENUINE BMW ACCESSORIES.



**[ 01 ]** BMW roof system – particularly easy to fit and compatible with all BMW roof system attachments and roof boxes. Featuring an anti-theft locking system. Also shown in this image are 21" light alloy Multi-spoke style 629 wheels, in Liquid Black.

**[ 02 ]** Travel & Comfort system base carrier – provides support, using the front headrest, for a clothes hanger, a folding table, universal hook or a holder for an Apple iPad or Samsung Galaxy Tab.

**[ 03 ]** Key case – the custom-fit Nappa leather sleeve protects the BMW Display Key.

**[ 04 ]** Fitted luggage compartment mat – in Black, this perfectly fitting, anti-slip and durable mat protects from dirt and moisture. With an elegant, Chrome-finished "7" insert.

**[ 05 ]** The 21" BMW M Performance light alloy Double-spoke style 650 M wheels are forged and have a gloss Black, burnished finish. RDC complete wheel set with mixed, run-flat tyres.

**[ 06 ]** The high-quality travel rug, with one Beige and one Dark Brown side, is made in 100% extra-fine new wool (Merino) and has a Jacquard weave.


**[ 07 ]** All-weather floor mat – tailor-made protection from damp and dirt in the front footwell. With a Chrome insert to perfectly complement the interior.

# EXTERIOR COLOURS.


■ Standard equipment □ Optional equipment



□ Non-metallic 668 Jet Black<sup>1</sup> □ Non-metallic 300 Alpine White ■ Metallic 475 Black Sapphire ■ Metallic A96 Mineral White




■ Metallic A83 Glacier Silver ■ Metallic A72 Cashmere Silver<sup>1</sup> ■ Metallic C26 Magellan Grey ■ Metallic C27 Arctic Grey Xirallic<sup>1</sup>



■ Metallic A89 Imperial Blue Xirallic<sup>1</sup> ■ Metallic B65 Jatoba<sup>1</sup> ■ Metallic A90 Sophisto Grey Xirallic<sup>1</sup> ■ Metallic C2P Atlas Cedar<sup>1</sup>

## M SPORT




■ Metallic 416 Carbon Black<sup>2</sup>




■ Metallic B41 Singapore Grey<sup>2</sup>


## BMW INDIVIDUAL



□ BMW Individual X04 Moonstone metallic




□ BMW Individual S34 Azurite Black metallic



□ BMW Individual X14 Almandine Brown metallic




□ BMW Individual 490 Brilliant White metallic




□ BMW Individual X03 Ruby Black metallic




□ BMW Individual 490 Pure metal Silver



□ BMW Individual 490 Aventurine Red metallic



□ BMW Individual 490 Frozen Dark Brown metallic



□ BMW Individual 490 Frozen Arctic Grey metallic







<sup>1</sup> Not available on M Sport models.  
<sup>2</sup> Exclusively available on M Sport models.

**[ Colour samples ]** These colour samples are intended as an initial guide to the colours and materials available for your BMW. Experience has shown, however, that printed versions of paint, upholstery and interior trim colours cannot in all cases faithfully reproduce the appearance of the original colour. Please discuss your preferred colour choices with your BMW Retailer. There, you can also see original samples and be assisted with any requests.

# INTERIOR COLOURS.

■ Standard equipment □ Optional equipment







## UPHOLSTERY COLOURS

	
■ <b>Exclusive Nappa leather</b> NASW Black <sup>1</sup>	■ <b>Exclusive Nappa leather</b> NACY <sup>2</sup> /NADQ <sup>2,3</sup> Canberra Beige
	
■ <b>Exclusive Nappa leather</b> NAEW <sup>1</sup> , NAEX <sup>4</sup> , NAEQ <sup>3,4</sup> Ivory White	■ <b>Exclusive Nappa leather</b> NAFZ Zagora Beige <sup>1</sup>
	
■ <b>Exclusive Nappa leather</b> NARI Cognac <sup>1</sup>	■ <b>Exclusive Nappa leather</b> NAMMY Mocha <sup>1</sup>








## BMW INDIVIDUAL UPHOLSTERY COLOURS









	
□ <b>BMW Individual Full Merino leather</b> ZBRJ Smoke White/Viola dark dashboard	□ <b>BMW Individual Full Merino leather</b> ZBFU Smoke White/Black
	
□ <b>BMW Individual Full Merino leather</b> ZBKS Cashmere Beige/Anthracite	□ <b>BMW Individual Full Merino leather</b> ZBCR Caramel
	
□ <b>BMW Individual Full Merino leather</b> ZBFQ Fiona Red/Anthracite	□ <b>BMW Individual Full Merino leather</b> ZBTQ Tartufo





## INTERIOR TRIMS

	
□ <b>4K2 Finition wood, High-gloss with Aluminium gear selector surround</b> <sup>5</sup>	□ <b>4LM Finition Black wood, High-gloss with metal effect (standard on M Sport models)</b>
	
□ <b>4AX Ash Grain Chestnut wood with wood inlay</b>	□ <b>4AY Light American Oak wood with metal inlay</b>
	
□ <b>4BP Light Poplar wood, High-gloss</b>	







## INTERIOR COLOURS

	
□ <b>4AS Dark Grey Poplar wood</b>	□ <b>Black</b>
	
■ <b>4B7 Finition wood, High-gloss</b> <sup>5</sup>	□ <b>Ivory White</b>
	
	□ <b>Canberra Beige</b>
	
	□ <b>Dark Coffee</b>

## BMW INDIVIDUAL INTERIOR TRIMS

			
□ <b>BMW Individual</b> XEA Fine-wood Eucalyptus straight-grained Smoke Brown, High-gloss	□ <b>BMW Individual</b> XEB Fine-wood Ash Grain Black, Red High-gloss	□ <b>BMW Individual</b> XE7 Piano Black	□ <b>Viola Dark</b>

## BMW INDIVIDUAL HEADLININGS

			
□ <b>BMW Individual</b> XD5 Alcantara Smoke White <sup>6</sup>	□ <b>BMW Individual</b> XD5 Alcantara Oyster <sup>6</sup>	□ <b>BMW Individual</b> XD5 Alcantara Caramel <sup>6</sup>	□ <b>BMW Individual</b> XD5 Alcantara Tartufo <sup>6</sup>
			
□ <b>776 Alcantara Anthracite</b>	□ <b>775 Anthracite</b>		

Please note that even normal long or short-term use can lead to permanent upholstery damage. This can be caused in particular by non-colourfast clothing.

The interior colour is dependent on the chosen upholstery colour.

<sup>1</sup> With Black colour world.

<sup>2</sup> With Canberra Beige colour world.

<sup>3</sup> With Dark Coffee dashboard.

<sup>4</sup> With Ivory White colour world.

<sup>5</sup> Not available on M Sport models.

<sup>6</sup> Only available with BMW Individual Full Merino Leather upholstery.

## THE BMW SERVICE CONCEPT:

When you buy a BMW, you can look forward to superb service and comprehensive customer care. **Condition Based Service** tracks service fluids and parts subject to wear, and where appropriate indicates required service stops on the display. In combination with **BMW TeleServices**, the vehicle data collected by Condition Based Service are automatically transmitted to BMW. Your preferred **BMW Service Retailer**

### BMW SERVICE INCLUSIVE.



#### BMW Service Inclusive:

Wouldn't it be good to know your comprehensive servicing costs in advance? Well, that's exactly what BMW Service Inclusive<sup>1</sup> provides and for a low one-off payment.

BMW Service Inclusive<sup>1</sup> lasts for 5 years or 50,000 miles (whichever occurs first) and covers all your vehicle's comprehensive servicing requirements. Alternatively you can choose BMW Service Inclusive Plus<sup>1</sup> which in addition to servicing also covers maintenance items such as brake pads, brake discs and windscreen wipers. And whenever

servicing and maintenance work is carried out on your BMW, you can be sure that it will only be done by fully qualified BMW Service Approved Technicians at one of over 150 BMW Service Authorised Workshops around the country. Furthermore, only Genuine BMW Parts are used – each covered by a two year warranty. BMW Service Inclusive and Service Inclusive Plus are transferable to subsequent owners within the time and mileage period, which can enhance the resale value of your car.<sup>2</sup>

[www.bmw.co.uk/serviceinclusive](http://www.bmw.co.uk/serviceinclusive)

### BMW EMERGENCY SERVICE.



**BMW Emergency Service.** BMW Emergency Service is the only roadside and assistance programme designed specifically for BMW vehicles offering an exceptional range of benefits and services. It is available 24 hours a day, 7 days a week and utilises a dedicated fleet of BMW Approved Technicians, equipped with Genuine Parts and tools, ensuring that you and your vehicle receive the best possible care in the event of any motoring emergency.

This tailor-made programme has been specifically designed to meet the needs of BMW drivers travelling in the UK, Republic of Ireland and Continental Europe giving complete reassurance and peace of mind. Every new BMW is covered for three years.

### THE BMW EXPERIENCE.



**BMW News:** To ensure you're one of the first to hear the latest BMW news and developments, BMW UK offer an email programme. Sign-up at: [www.bmw.co.uk/newsletter](http://www.bmw.co.uk/newsletter)



**BMW World, an iconic building in the Munich skyline.** The BMW World is a true brand experience where it's possible to marvel at the historic BMWs in the museum, learn about our engineers' newest innovations and take a tour of the plant to experience with your own eyes the cutting-edge and exacting methods used to create a BMW.



**BMW Magazine:** Every new BMW customer receives a complimentary subscription to BMW Magazine. This publication features all the latest news and developments from BMW, together with a variety of driving and lifestyle features.

can access the vehicle data. They will contact you when necessary to arrange a service appointment where the required repairs can be performed, using **Genuine BMW Parts**, so your driving pleasure can continue indefinitely. Worldwide, you can call on more than **3,300 Service Authorised Workshops** in more than **150 countries**.

### BMW CONNECTED DRIVE SERVICES.



#### BMW ConnectedDrive Services.

A function using the built-in BMW SIM card to provide telematic and online services that are fully integrated into your BMW vehicle. All services require connection to a UK mobile network. Some services are available in other European countries. The range of ConnectedDrive Services that are available depends on the specification of the vehicle. The service duration varies depending on the ConnectedDrive Service.

For further information on BMW ConnectedDrive Services and terms and conditions please visit [www.bmw.co.uk/connecteddrive-information](http://www.bmw.co.uk/connecteddrive-information)

### BMW FINANCIAL SERVICES.




**BMW Financial Services:** BMW Financial Services offers a range of finance and insurance solutions designed to help you drive the BMW of your choice. All our products offer you the flexibility to customise your finance, making driving any BMW a reality. After all, who knows more about financing your BMW than BMW.

For customers in the United Kingdom If you would like to find out more information, visit [www.bmwfs.co.uk](http://www.bmwfs.co.uk) Here, you will also find details of our comprehensive range of products and current offers engineered for every eventuality. BMW (UK) Ltd is a credit broker and not a lender. Finance is subject to status and available to over 18s in the UK only. Guarantees and

indemnities may be required. Finance is provided by BMW Financial Services (GB) Limited, Summit ONE, Summit Avenue, Farnborough, Hampshire GU14 0FB.

For customers in Ireland If you would like to find out more information, visit <http://www.bmw.ie/en/topics/owners/for-owners/bmw-financial-services.html> Here, you will also find details of our comprehensive range of products and current offers engineered for every eventuality. Finance is subject to status and available to over 18s in the IE only. Guarantees and indemnities may be required. Finance is provided by BMW Financial Services (Ireland) Limited, Swift Square, Santry Demesne, Santry, D09 R802, Dublin, Ireland.

## SHAPING THE FUTURE – RESPONSIBLY.



In 2015, the BMW Group was once again listed in the Dow Jones Sustainability World and Europe Indices and thus ranked one of the most sustainable automotive companies worldwide. The development of efficient vehicle concepts and eco-friendly production processes, up to and including recycling, is an integral part of our engineering philosophy. Thanks to BMW EfficientDynamics, the CO<sub>2</sub> emissions of our European new-vehicle fleet have dropped by more than 30% since 1995. Over the period from 2006 to 2020 we are also aiming to achieve a 45% reduction in the amount of resources – such as water and energy – that our manufacturing operations consume. Since 2007, production in our engine plant in Steyr, Austria, has generated zero waste water. And of course each of our vehicles is designed for easy and economical recycling after its long running life. Please contact your BMW Centre on all matters regarding your end-of-life vehicle. For further information please visit our website.

[www.bmw.co.uk/EfficientDynamics](http://www.bmw.co.uk/EfficientDynamics)  
[www.bmwgroup.com/responsibility](http://www.bmwgroup.com/responsibility)  
[www.bmw.com/recycling](http://www.bmw.com/recycling)

<sup>1</sup> Service Inclusive and Service Inclusive Plus are available as cost options. Terms and conditions apply, for full details speak to your retailer or visit [www.bmw.co.uk/serviceinclusive](http://www.bmw.co.uk/serviceinclusive)

<sup>2</sup> For further information, please contact your local BMW Retailer.

More about BMW

[www.bmw.co.uk](http://www.bmw.co.uk)  
[www.bmw.ie](http://www.bmw.ie)



The Ultimate  
Driving Machine

The models illustrated in this brochure show the specifications of vehicles produced by BMW AG for the German market. In part, they include optional equipment and accessories not fitted as standard. According to the specific requirements of other markets, alterations in models, standard and optional equipment, as described in this brochure, may occur. For more precise information about country-specific vehicle versions, please contact your local BMW Retailer. Subject to change in design and equipment. Part number 95 38 1 004 027. November 2016.

© BMW AG, Munich/Germany. Not to be reproduced wholly or in part without written permission of BMW AG, Munich.

4 11 007 270 21 2 2016 BM. Printed in Germany 2016.

